



The UNIVERSITY *of* OKLAHOMA

College of Dentistry

Dental Candidate Information Sheet

WESTERN REGIONAL EXAMINING BOARD

The University of Oklahoma College of Dentistry is making its facilities available to the Western Regional Examining Board (WREB) as a testing site only. This handout is intended to address questions you may have regarding the facility and its role in the examination.

If you need any additional information or clarification regarding this information, please contact Kim Graziano in the Office of Environmental Compliance at (405) 271-3083 or by e-mail at kim-graziano@ouhsc.edu.

Please do not call the school for any interpretation of material contained in your Candidate Guide. Questions regarding the examination itself (content, patient requirements, paperwork/forms, etc.) should be directed to the WREB office.

Patient Screening and Procurement

Out of town candidates wishing to screen potential WREB patients can do so beginning the week of the exam through the conclusion of the examination. Screening hours are from 9:00 am to 12:00 pm and 1:00 pm to 4:00 pm. **Candidates must provide their own patients.** The college will **not** furnish any patients or make any of its clinic records available either for screening or for use during the examination. Furthermore, the college has no external sources from which potential patients can be drawn. If the candidate cannot bring their own patient, they will need to explore other alternatives (private practitioners in the area, personal contacts, community shelters, etc.) on their own. **We support WREB in discouraging the use of patient procurement services and believe that with adequate planning candidates should be able to find an appropriate patient for the exam.** Neither the College of Dentistry nor the Faculty or Staff of the College of Dentistry will assume responsibility for follow up patient care.

Equipment & Supplies

The following clinic/laboratory supplies will be furnished during the examination:

Expendables Materials Supply List					
Amalgam Alloy (pre-measured capsules)	Composite Resin including Bonding Agent	Disinfection wipes	Gloves, Nitrile only	Needles (27 long & short, 30 extra short)	Rubber dam& napkins
Anesthetic - topical and local	Cotton rolls and pellets	Ethanol (for alcohol torches)	Headrest Chair covers/ Barrier Film sheets	Over-gloves	Seal Tight air/ water syringe
Articulating paper	Cotton-tipped applicators	Evacuation & saliva ejector tips	Lab stones and investment material	Patient napkins	Styrofoam trays (for instruments)
Bags (trash, biohazard, sterilization)	Cups, plastic medicine, drinking	Floss, waxed and unwaxed	Lubricant (Vaseline)	Polishing materials	Tongue Blades
Calcium Hydroxide (Dycal)	Disposable Over-gowns	Gauze sponges (2x2 and 4x4)	Masks-Ear Loop, Cone, Face Shields	Prophy paste	Waxes, various
Caries Indicator	Desensitizer (Gluma)	Glass Ionomer Liner (Vitrebond)	Mouthwash	Patient Eye Protection	Digital X-Rays only

Endodontic Exam

Supplies furnished for the **endodontic** portion of the examination are listed below. The College of Dentistry teaches the **warm vertical condensation technique**; materials are available for that technique **only**. If you use lateral condensation, you must supply your own condensers and master/accessory points. **Hand instruments (condensers, spatulas, etc.) may be rented by reservation only.**

Endodontic Testing Supply List		
Chloroform	Gates Gliddens	Pulp canal sealer, Kerr's extended time only
Calamus units w/gutta percha cartridge	Gauze Sponges 2x2	Digital X-ray equipment Monitor to Monitor viewing
Durelon Cement	Gutta Percha	Root Canal Conditioner –RC prep
Eugenol Solvent for Roth Cement	Irrigation solution & syringe	System B units
Files 21mm, 25mm 31mm (# 10-60)	Paper points (# 45 fine, # 60 med, # 80 coarse)	

Candidates will be mounting the (Acadental Co.) ModuPro Endo (arches) on screw type (not magnetic) for use in a simulator mannikin. Mannikins have a facial shroud that may or may not be used during the exam.

Candidates must supply their own Acadental ModuPro Endo arches. Teeth mounted in sextants and preoperative radiographs will be provided to Candidates by WREB upon arrival in the simulation lab. ModuPro Endo arches **will not** be available for purchase. Contact Acadental directly at www.acadental.com/wreb.htm or 1-888-585-0678 or email - inquiries@acadental.com

Prosthetic Exam

Candidates will be mounting the (Acadental Co.) ModuPro Prosthetic (arches) on screw type (not magnetic) for use in a simulator manikin. Manikins have a facial shroud.

The ModuPRO® One (MP_R320) will be used in the prosthodontics section of the exam. An articulator is required at some sites. Candidates will need to provide the ModuPRO® One, with the mandibular ModuPRO® One arch. WREB will provide the maxillary arch to be treated on the exam. WREB will provide the CheckMate One™ to Candidates, along with the maxillary ModuPRO® The College of Dentistry will supply Extrude PVS putty, expendable supplies listed above and all disposable PPE.

Candidates must furnish their own equipment (Acadental ModuPro Endo arches, handpieces, operative burs, hand instruments, anesthetic syringes, curing lights). If an item is not on the foregoing lists, the candidate must bring it with them. The College of Dentistry will assume no responsibility for any omissions in armamentarium.

Equipment Rental

Clinic instruments, high-speed, slow-speed handpieces, electric handpieces and ultrasonic scalers will be available for rental on a limited basis. **Equipment may be picked up in Room 238 following the candidate tour and returned by 1:00 p.m. on the last day of the exam.** Rental fee payments must be in cash only; no personal, travelers, or cashier's checks, will be accepted.

Equipment Available and Fees	
High-speed hand-piece { Brassler]	\$85.00
Slow-speed hand-piece with attachments [Brassler]	\$75.00
Bein Air Electric Motor with high speed, nose cone, friction grip and push latch attachments	\$125.00
Restorative hand instruments	\$60.00
Periodontal hand instruments (includes Nabors Probe)	\$45.00
Ultrasonic scaler [Cavitron® Dentsply] with insert	\$50.00
Endodontic hand instruments (does not include system B tip)	\$60.00

High-speed hand-pieces include fiber-optic swivel, slow-speed hand-pieces include motor, straight nose cone, latch contra-angle, and swivel (for unit hose attachment). They do **not** include the screw-type prophylaxis angle head. Friction-grip slow-speed handpieces are not available.

A list of the items included in the restorative and periodontal instrument kits is attached as an appendix to this handout. If a candidate arranges to rent restorative instruments, the materials for the application of a rubber dam (frame, clamps, etc.) will be available in the clinic dispensaries.

Since the instruments in these kits are not brand new, the candidate is advised to bring any instruments that they plan to use frequently or rely on heavily. The candidate may also wish to purchase examiner instruments (mouth mirrors, explorers, etc.) to ensure their condition.

If you anticipate renting any equipment, you must notify Kim Graziano in the Office of Environmental Compliance (405) 271-3083 or by e-mail kim-graziano@ouhsc.edu no later than the Friday before the exam so that appropriate rental arrangements can be made. Due to a limited supply of this equipment, availability cannot be guaranteed.

Clinic Operatory Equipment

Each clinic operatory is equipped with an Adec® unit, for operator and assistant.

The **operator side of the unit** has:

1. Six-hole style handpiece (2 large & 4 small holes) connector on gray tubing. This tubing has coolant water, an electric supply for fiber optic and is used with the **high-speed** handpiece or a sonic scaler (see Appendix B).
2. Bien-Air Electric® handpiece hook up available at all units (see Appendix B). Electric motors will fit any E-type slow speed attachments.
3. Limited availability of a four-hole style hand-piece (2 large & 2 small holes) connector on gray tubing. This tubing has no water and is used with the **slow-speed** handpiece only.
4. Tri-function air/water syringe

The **assistant side of unit** has:

1. Tri-function air/water syringe.
2. Two high-volume evacuation hoses.
3. A saliva ejector hose.
4. 1/4" quick-connect water source for ultrasonic scalers located on the base of the chair.
5. Two electrical outlets located near the base of the chair.

Radiographic Protocol

Radiographic facilities are available in both digital and conventional x-ray formats. You will be responsible for taking your own x-rays. There will be a radiographic technician available to help assist you with equipment set up. If you plan to take any radiographs prior to your examination there will be a fee assessed. Payments must be **cash only**.

Radiographic Fees	
Periapical/ bitewing- first film	\$ 16.00
Periapical/ bitewing- each additional	\$ 12.00
Bitewing survey – four films	\$ 30.00
Full-mouth survey – 20 films	\$ 65.00
Printing of radiographs/sheet	\$3.00

If **WREB** requires additional films during your examination there will **not** be a fee assessed.

The College of Dentistry will not submit Provisional Acceptance images for outside candidates.

Equipment Malfunctions

If a candidate experiences any equipment or unit malfunction during the exam, it must be reported to clinic dispensary personnel. An on-site technician will be sent immediately to that area to make the necessary repairs.

Student Store

The student store, located on the 1st floor north hallway, will be open on Friday and Monday from 8:00 am to 4:30 pm of the WREB exam. It will be closed on Saturday and Sunday.

Infection Control

Standard Precautions

The College of Dentistry requires the use of standard precautions, which includes gloves, facemasks, protective eyewear, and barrier clothing, i.e. disposable over-gowns during all direct patient contact. Gloves and facemasks and disposable over-gowns will be made available; however, the candidate must provide their own OSHA-acceptable eyewear. Patient protective eyewear will be provided. Red cloth laundry bags may be found in clinic labs areas for disposal of cloth towels.

Surface Asepsis

Use a modified wipe discard wipe technique for surface disinfection of the clinic operatory carts/stools, light handles, counter tops, etc. Use chair covers, as well as barrier film sheets on light switch, light handles, arms of patient chair, electric motor touchpad and unit touchpad. Barrier bags will be provided for air/water and suction hoses. Patient, operator and assistant chairs are to be cleaned with Silky Soap as needed. If blood is visible on the chair, disinfectant may be used. The following materials and supplies will be available in the clinics for appropriate infection control procedures:

- PDI Super-Sani wipes
- Headrest, keyboard, monitor and chair covers for the dental unit
- Barrier film sheets to cover unit light handles, armrests, view box switch and unit touchpad
- Barrier bags for air/water syringe handles, suction handles, curing lights and ultrasonic scalers
- Disposable over-gowns
- Disposable plastic overgloves
- White plastic bags for disposal of contaminated items
- Sharps containers for disposal of needles and anesthetic carpules
- Silky Soap for cleaning vinyl chair upholstered areas
- Amalgam Scrap containers
- Seal Tight Disposable Air/Water syringe tips

Hazardous Waste Disposal

Place contaminated items (gloves, used gauze, cotton rolls, and such disposables as saliva ejectors, and evacuation tips) in the white plastic bags attached to the operator cart. At the end of treatment, deposit the bag in the trash receptacles located in each clinic. Any items that are blood soaked should be placed in the hazardous waste receptacles located in each clinic.

Sharps Disposal

Place all needles, scalpel blades, and other sharps in the red plastic sharps containers located at each dental unit.

Amalgam Disposal

Containers for scrap amalgam disposal will be available at each clinic dispensary.

Sterilization

Central Sterilization Clinic hours of operation during the exam will be 7:00 am to 5:30pm. The main sterilization facility (Central Sterilization) is located on the first floor room 131 and 131a. Sterilization bags will be available at each clinic dispensary and at the Central Sterilization drop-off window. Candidates must clean/bag their instruments and appropriately identify them to ensure their return. **Central Sterilization will not accept any items that have not been appropriately prepared and must include the candidate number for identification.** Candidates must therefore show candidate ID in order to pick up sterilized equipment.

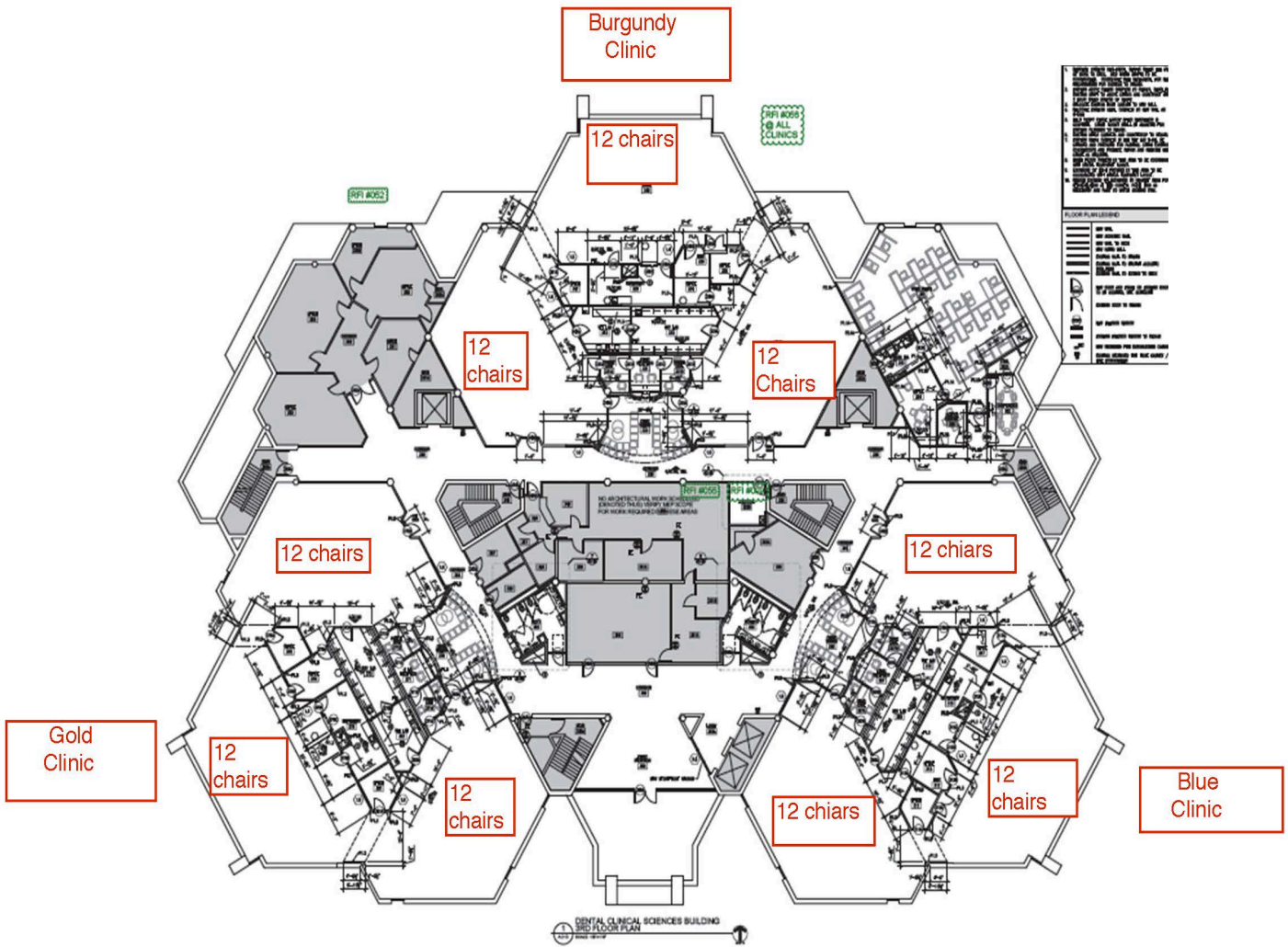
Emergency Protocol

For the management of medical emergencies at the College of Dentistry, each clinic is furnished with a medical crash cart stationed on the clinic floor. Positive pressure oxygen and various medical supplies are available in each clinic. Automated External Defibrillators (AEDs) are located in the North hallway on the second, third, and fourth floors. If the candidate is experiencing any type of medical emergency, notify the clinic dispensary immediately. Emergency phone numbers are listed near each clinic phone. More detailed instructions on managing medical emergencies will be provided during the school tour.

Facilities Tour

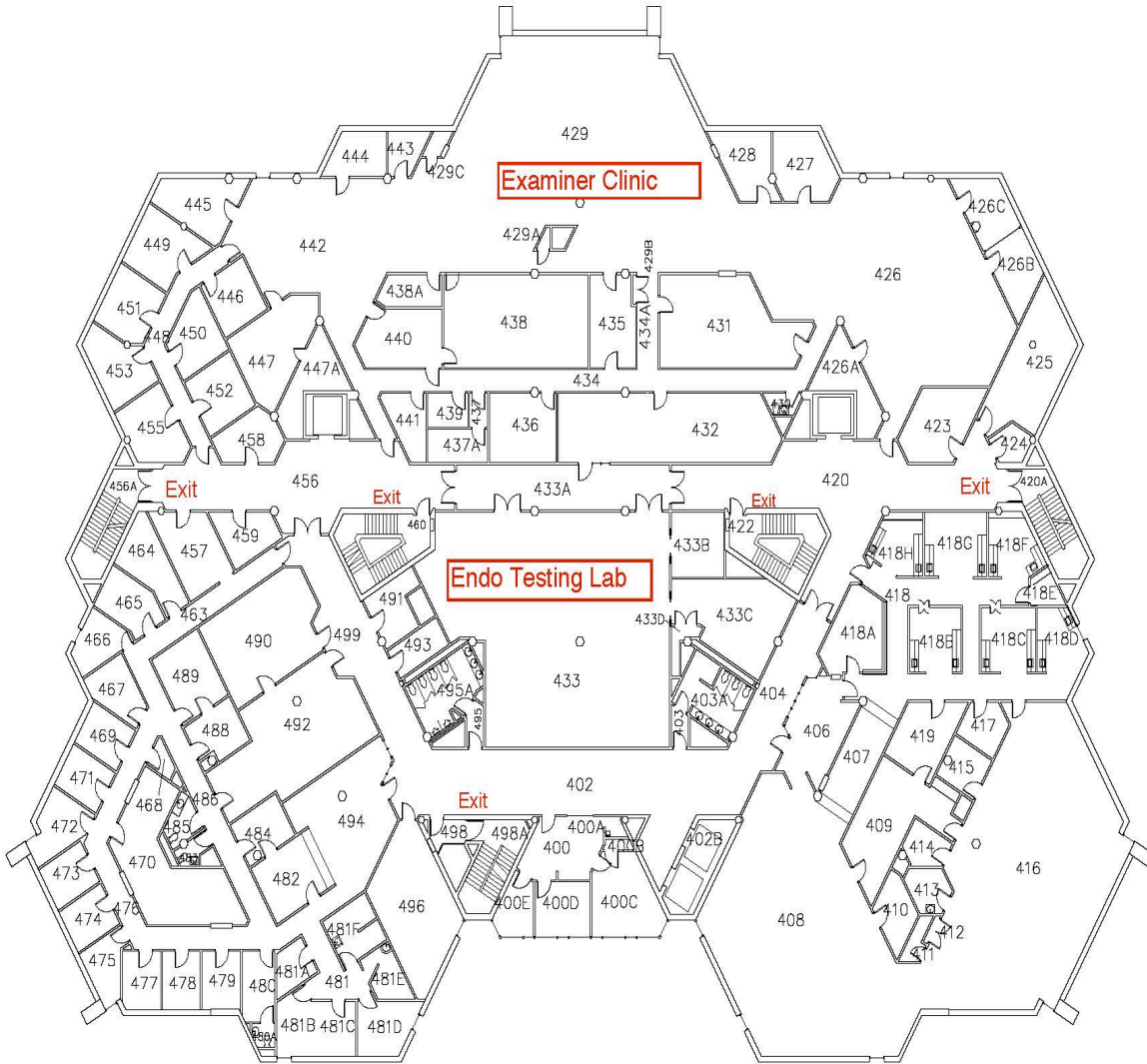
A tour of the school is planned for orientation day, immediately following your orientation. Please remain in the orientation room for a brief presentation by the site coordinator prior to the actual tour. Rental equipment will be available in room 238 after the tour.

3rd Floor



4th Floor

1



3044
DENTAL CLINICAL
SCIENCES BUILDING
FOURTH FLOOR

THE UNIVERSITY OF OKLAHOMA HEALTH SCIENCES CENTER

L

Directions to the College

The address for the College of Dentistry is 1201 N. Stonewall Ave., Oklahoma City, OK 73117. The College of Dentistry is located on the University of Oklahoma Health Sciences Center Campus just east of downtown Oklahoma City. A map including points of interest is included in this handout with the school's location highlighted for the candidate's reference.

Parking

Ample parking for candidates and their patients is located directly east, across the street from the school in the Stonewall Parking Garage. The candidate will be assessed a fee without a validated parking ticket on Friday and Monday during the exam. Validation may be obtained at the Information Desk on the first floor. No validation is required for parking on Saturday and Sunday. Handicapped parking in front of the school is available but limited. Additional handicap spaces are available on the first floor of the Stonewall Garage. If candidates have questions regarding parking contact the information desk at (405) 271-6326.

Food/Lunch Facilities

The Student Commons on the first floor has food vending machines and a microwave oven available. Many of the hospitals on the Health Sciences Center campus are within walking distance of the College of Dentistry and have cafeterias and takeout facilities. There are also a number of restaurants on Lincoln Boulevard just north of the State Capitol (about 1-2 miles north of the school). **Bricktown** is also 1-2 miles southwest of the school and has many wonderful restaurants and lots of atmosphere!

Information desk staff will be happy to provide you with additional information about local restaurants and other facilities.

There is an ATM machine available in the Student Union: which is located on N. Stonewall Ave. less than a block from the College of Dentistry.

Accommodations

Some of the hotels relatively close (within 1-15 miles) to the school are listed below. Ask about weekly rates and kitchenettes. Consult the Internet or local telephone directory for additional accommodations:

Please contact your hotel choices directly for information about room rates, facilities, proximity to the Health Sciences Center, transportation, etc. Do not call the school for this information.

Embassy Suites Hotel

741 N. Phillips Ave
OKC, OK 73104
(405) 239-3900
<https://embassysuites3.hilton.com>

Renaissance OKC Hotel (Downtown/Bricktown Area)

10 N Broadway Ave
OKC, OK 73102
(405) 235-2780
www.marriot.com

Colcord Hotel (Downtown/Bricktown Area)

15 N Robinson Ave
OKC, OK 73102.
(405) 601-4300
www.colcordhotel.com

Sheraton OKC Hotel (Downtown/Bricktown Area)

1 N Broadway Ave
OKC, OK 73102
(405) 235-2780
www.starwoodhotels.com

Courtyard by Marriot (Downtown/Bricktown Area)

2 W Reno Ave
OKC, OK 73102
(405) 232-2290
www.marriot.com/okcdt

Skirvin Hotel (Downtown/Bricktown Area)

100 Park Ave.
OKC, OK 73102
(405) 232-8080
www3.hilton.com

Residence Inn by Marriot (Airport Area)

4361 W. Reno Ave
OKC, OK 73107
(405) 942-4500
www.marriot.com



OUHSC STUDENT PARKING



RESIDENT PARKING



PATH



- OU Medical Center
- OUMC Clinics
- OU College of Medicine
- Children's Atrium
- OU Children's Physicians
- The Children's Hospital
- Williams Pavilion
- OU Physicians
- Garrison
- Nicholson
- O'Donoghue
- VA Hospital

- OUHSC Academic Buildings
- OUHSC Tunnels
- Clinics
- Patient/Visitor Parking
- Landmark Elevators
- Hospitals
- Emergency Departments
- OUHSC Shuttle
- OUMC Express Shuttle

APPENDIX A

RESTORATIVE INSTRUMENT LIST

Instruments and equipment included in restorative (amalgam/casting) instrument kits are as follows:

HAND INSTRUMENTS

Mirror x2
Shepherds Hook explorer
Cowhorn explorer 3CH
Probe color-coded/UNC
Excavator 38/39
Excavator 36/37
CP5 Hoe
CP 34/35 Hoe
Chisel, Curved
Chisel, Bi-angle
Gingival Margin Trimmer, 28
Gingival Margin Trimmer, 29
Oregon 2 Condenser
Oregon 4 Condenser
PF 121 Condenser lateral
Cleoid-Discoid
Carver- Tanner
Carver, Hollenback 1/2
Carver, Interproximal, curved
Burnisher, Ball
Burnisher, Acorn
Composite Acorn
Composite Marginal Trimmer
Composite Interproximal Carver
Dycal Applicator

OTHER ITEMS

Amalgam Carrier
Amalgam Well
Retainer, Tofflemire, straight
Retainer, Tofflemire, contra-angle
Pliers, Howe contouring
Pliers, Johnson contouring
Scissors, crown and bridge
Crown Removers
Syringe, Anesthetic
Forceps, Articulating
Pliers, Cotton
Spatula
Blade handle

PERIODONTAL INSTRUMENT LIST

Instruments included the periodontal instrument kit are as follows:

Mirror
Explorer- ODU 11/12
Probe- color-coded yellow
Nabors probe
Gracey 11/12
Gracey 13/14


Barnhart 5/6 curette
H6/H7 scaler
#204 rigid scaler
Stone, sharpening

ENDODONTIC INSTRUMENT LIST

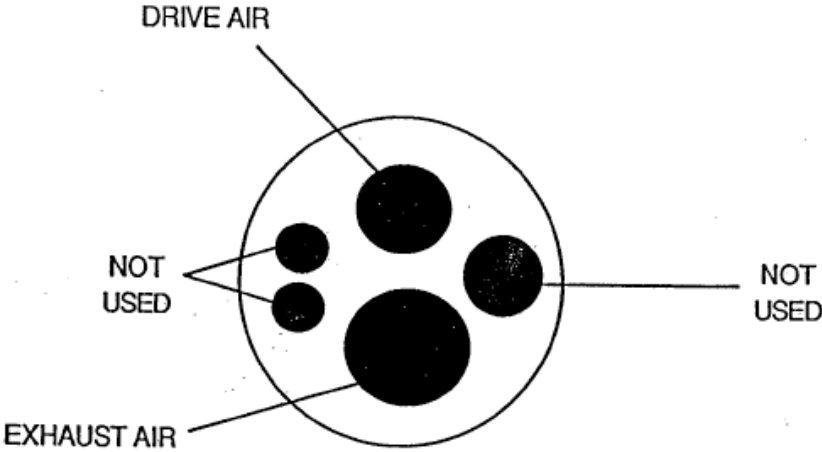
Instruments included in the endodontic instrument kit are as follows:

Mirror	cement spatula
Endo explorer	Cotton pliers
Pluggers – DE	Iris scissor
45-60	Kelly forceps
80-100	Perio probe
120-140	Endo ring
Excavator- DE	amalgam well
31L	syringe
33L	plastic dental dam frame
Woodson #2	plastic mixing pad

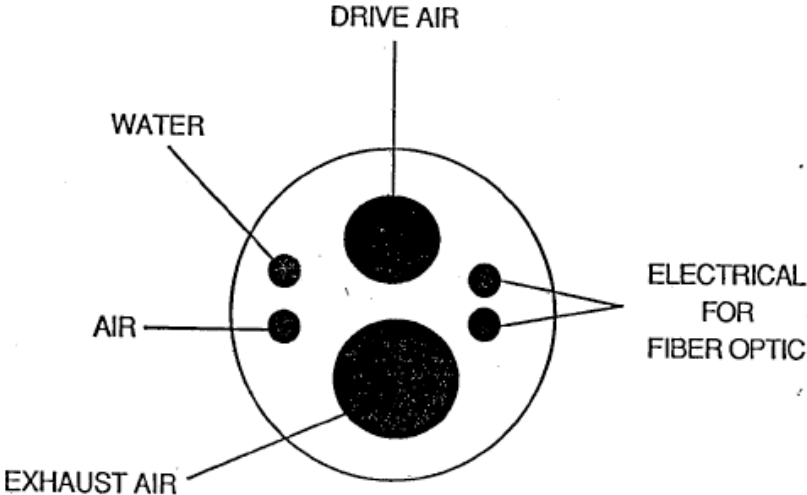
APPENDIX B



UNIVERSITY OF OKLAHOMA
COLLEGE OF DENTISTRY
HANDPIECE HOSE CONNECTIONS



SLOW SPEED



HIGH SPEED
